

GTR180 Wireless Keypad Instruction Manual



Please note: This product is compatible with **GTR064(MKII)** and **GTR156(MKII)** gate openers, and will not operate with other models.

How to pair the keypad to your gate opener:

1. Press button “LEARN” on Control Panel of Gate Opener on the Gate #1 until the LED on the control board lights up; **Please note:** the learn button must be released as soon as the LED on the control board lights up. If the button is held for too long it will erase all remotes paired to the gate opener.

2. Input password (the default password is 11), and press button  . Repeat.


3. The “LEARN” LED will start to flash and then turn off;

4. The keypad has now been paired.

5. To open the gate #1 Input password (default password is 11) and press button  .

How to pair the keypad to a second gate or add a second code

1. Press button “LEARN” on Control Panel of Gate Opener on the Gate #2 until the LED on the control board lights up; **Please note:** the learn button must be released as soon as the LED on the control board lights up. If the button is held for too long it will erase all remotes paired to the gate opener.

2. Input password (the default password is 22), and press button  . Repeat.

3. The “LEARN” LED will start to flash and then turn off;



4. The keypad has now been paired.


5. To open the gate #2. Input password (default password is 22) and press button  .


How to change password to Gate #1:

1. Press and hold button  ;

2. Whilst still holding  press and hold button  ;

3. Release button  , then release button  ;

4. Input current password (default password is 11), and press button  ;

5. Input your new desired password (max 8 digits), and press button  ;



6. Re-input new password, press button  ;


7. The password has now been changed.


How to change password to Gate #2:

1. Press and hold button  ;

2. Whilst still holding  press and hold button  ;

3. Release button  , then release button  ;

4. Input current password (default password is 22), and press button  ;

5. Input your new desired password (max 8 digits), and press button  ;

6. Re-input new password, press button  ;

7. The password has now been changed.